

ChurchOutlet.com

Model 8

Steeple Data

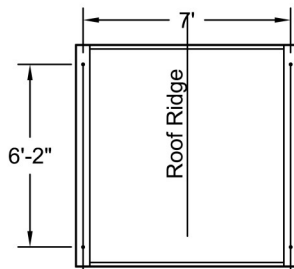
Base Width: 7'-6"
Steeple Height: 35'-0"
Weight: 1350 lbs
Three Piece Steeple Unit

Available Options

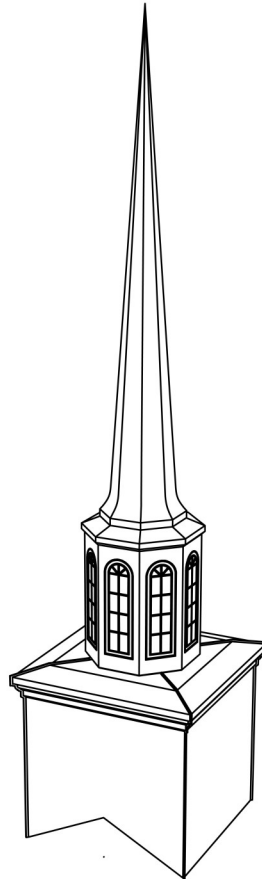
- 2' or 3' Aluminum Cross
- 8" Ball
- Lightning Protection
- Krinklgas Windows

ALL STEEPLES MUST BE MOUNTED ON A COMPLETED WATERPROOF ROOF SYSTEM AS LONG-TERM INSURANCE AGAINST LEAKAGE.

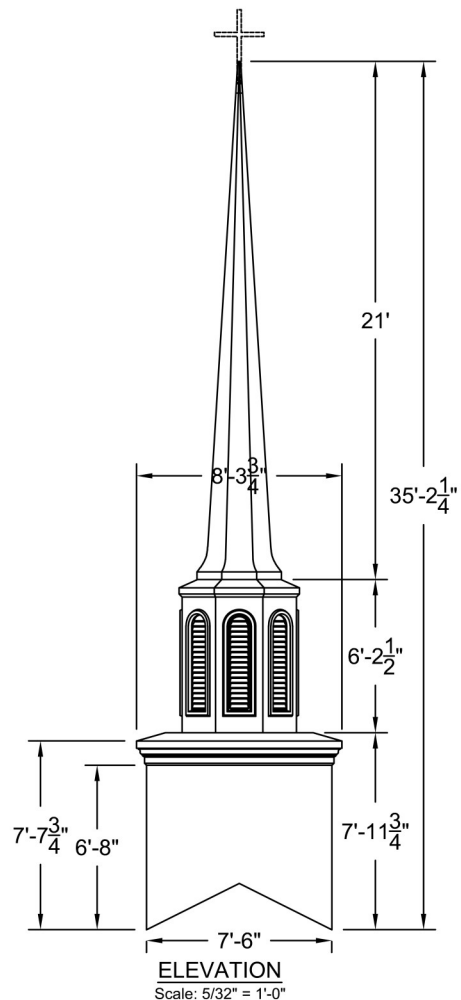
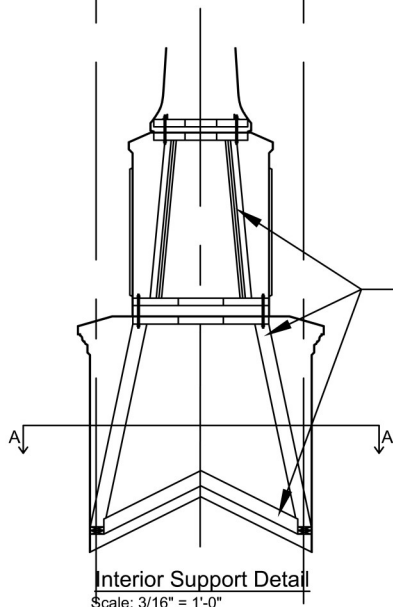
Note: Steeple Tip will be reduced by approx. 14" when Adding Optional Cross



Plan View A-A
Scale: 3/16" = 1'-0"



3D-View



Drawings are property of Fiberglass Unlimited, Inc.

Dimensions may change slightly to accommodate manufacturing.

800-736-3113 info@churchoutlet.com