

# ChurchOutlet.com

## Model 480

### Steeple Data

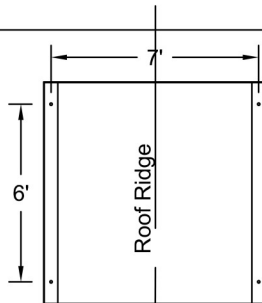
Base Width: 7'-4"  
Steeple Height: 40'  
Weight: 1450 lbs  
Two Piece Steeple Unit

### Available Options

- 3' or 4' Aluminum Cross
- 8" Ball
- Lightning Protection
- Round Top Simulated Louvers
- Krinkglas Windows
- Various accessories available for Base

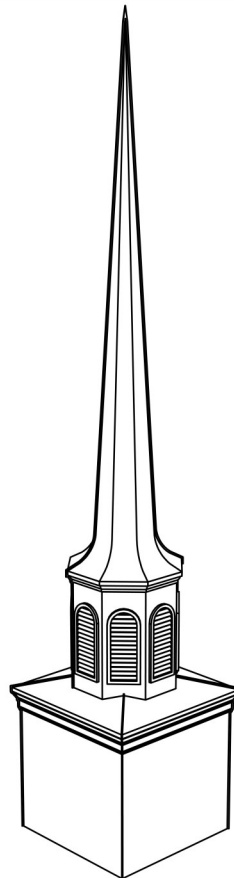
ALL STEEPLES MUST BE MOUNTED ON A COMPLETED WATERPROOF ROOF SYSTEM AS LONG-TERM INSURANCE AGAINST LEAKAGE.

Note: Steeple Tip will be reduced by approx. 14" when Adding Optional Cross

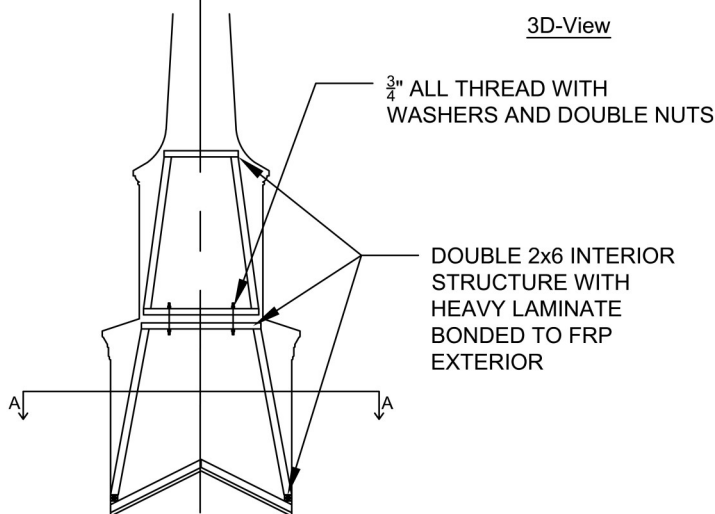


Plan View A-A

Scale: 3/16" = 1'-0"

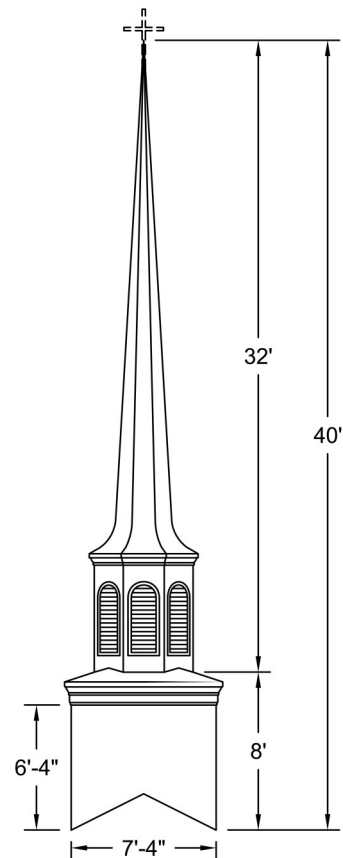


3D-View



Interior Support Detail

Scale: 5/32" = 1'-0"



ELEVATION

Scale: 1/8" = 1'-0"

Drawings are property of Fiberglass Unlimited, Inc.

Dimensions may change slightly to accommodate manufacturing.

**800-736-3113    info@churchoutlet.com**