

# ChurchOutlet.com

## Model 525

### Steeple Data

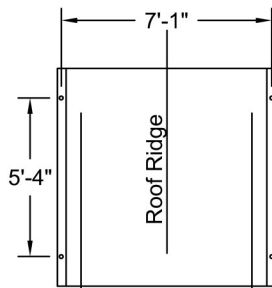
Base Width: 88"  
Steeple Height: 36'-3"  
Weight: 1500 lbs  
Three Piece Steeple Unit

### Available Options


- 3' or 4' Aluminum Cross
- 8" Ball
- Lightning Protection
- Round Top Simulated Louvers
- Round Top Krinkglas Windows
- Various accessories available for spire and base

ALL STEEPLES MUST BE MOUNTED ON A COMPLETED WATERPROOF ROOF SYSTEM AS LONG-TERM INSURANCE AGAINST LEAKAGE.

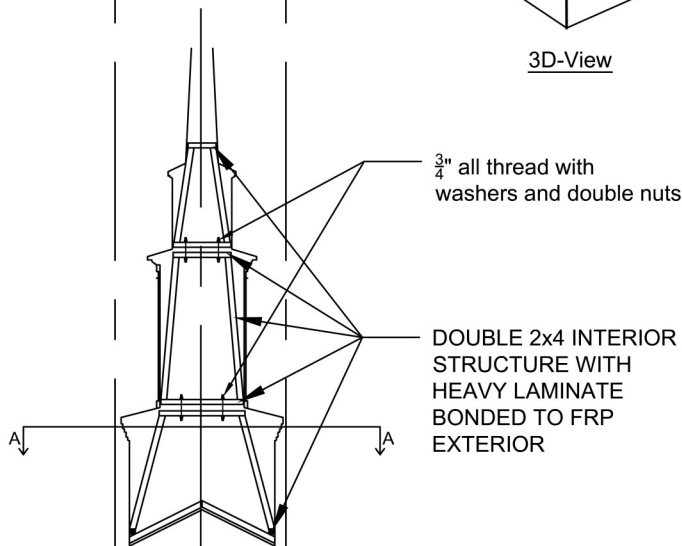
Note: Steeple Tip will be reduced by approx. 14" when Adding Optional Cross



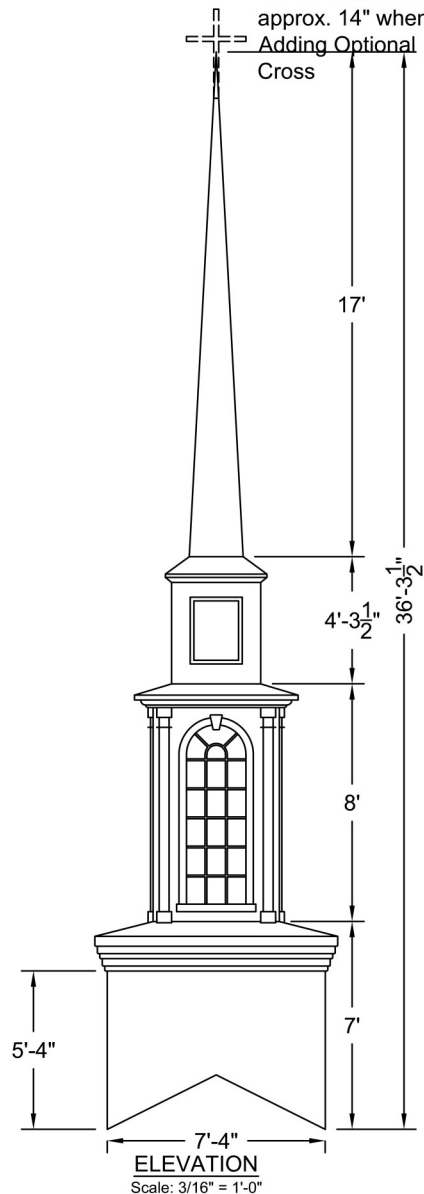
Plan View A-A  
Scale: 3/16" = 1'-0"



3D-View



Interior Support Detail  
Scale: 3/16" = 1'-0"



Drawings are property of Fiberglass Unlimited, Inc.

Dimensions may change slightly to accommodate manufacturing.

**800-736-3113    info@churchoutlet.com**