

ChurchOutlet.com

Model 12

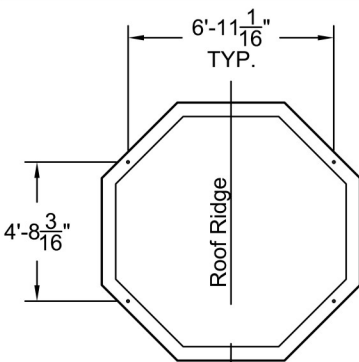
Steeple Data

Base Width: 8'-9"
Steeple Height: 49'-0"
Weight: 2500 lbs
Three Piece Steeple Unit

Available Options

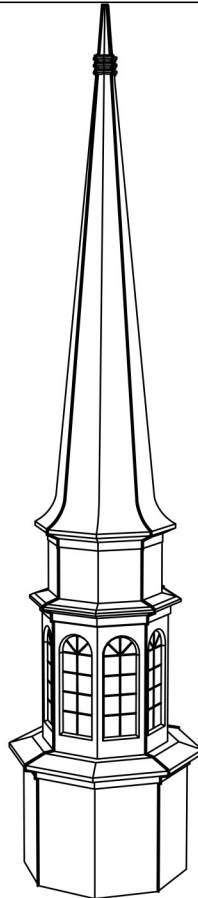
- 3' or 4' Aluminum Cross
- 8" Ball
- Lightning Protection

ALL STEEPLES MUST BE MOUNTED ON A COMPLETED WATERPROOF ROOF SYSTEM AS LONG-TERM INSURANCE AGAINST LEAKAGE.

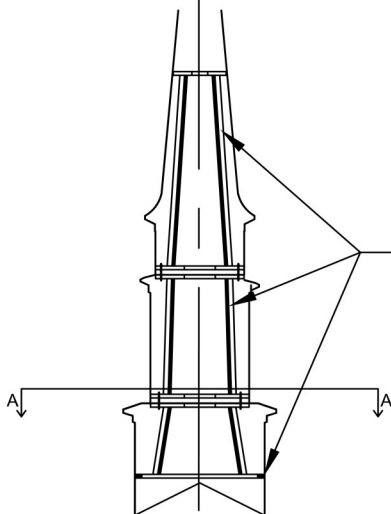


Plan View A-A

Scale: 3/16" = 1'-0"

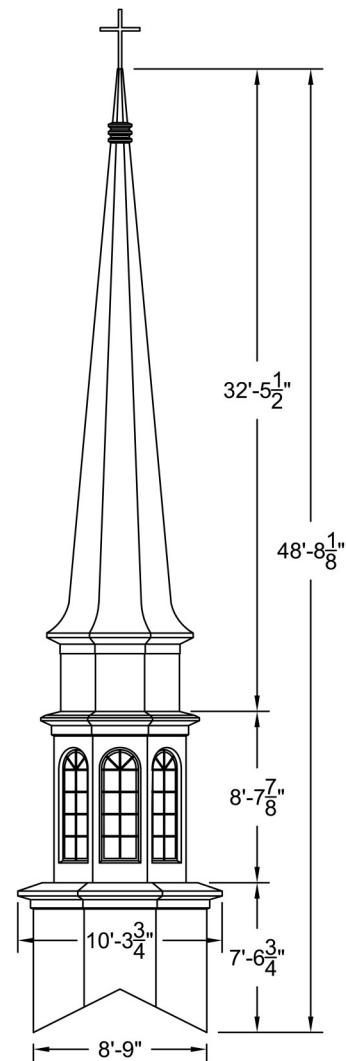


3D-View



Interior Support Detail

Scale: 3/32" = 1'-0"



ELEVATION

Scale: 1/8" = 1'-0"

Drawings are property of Fiberglass Unlimited, Inc.

Dimensions may change slightly to accommodate manufacturing.

800-736-3113 info@churchoutlet.com