

ChurchOutlet.com

Model 478

Steeple Data

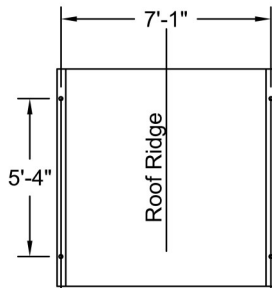
Base Width: 88"
Steeple Height: 34'
Weight: 1375 lbs
Three Piece Steeple Unit

Available Options


- 3' or 4' Aluminum Cross
- 8" Ball
- Round Top Simulated Louvers
- Krinklgas Windows
- Lightning Protection
- Various accessories available for spire and base

ALL STEEPLES MUST BE MOUNTED ON A COMPLETED WATERPROOF ROOF SYSTEM AS LONG-TERM INSURANCE AGAINST LEAKAGE.

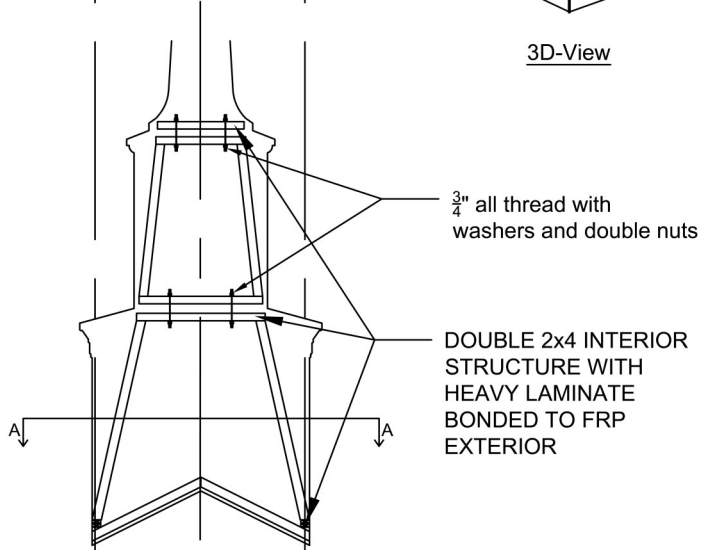
Note: Steeple Tip will be reduced by approx. 14" when Adding Optional Cross



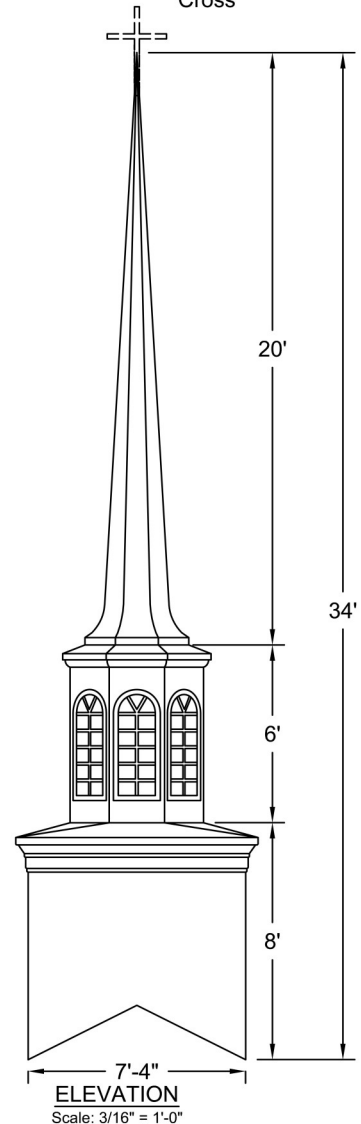
Plan View A-A
Scale: 3/16" = 1'-0"



3D-View



Interior Support Detail
Scale: 3/16" = 1'-0"



Drawings are property of Fiberglass Unlimited, Inc.

Dimensions may change slightly to accommodate manufacturing.

800-736-3113 info@churchoutlet.com