

# ChurchOutlet.com

## Model 42

### Steeple Data

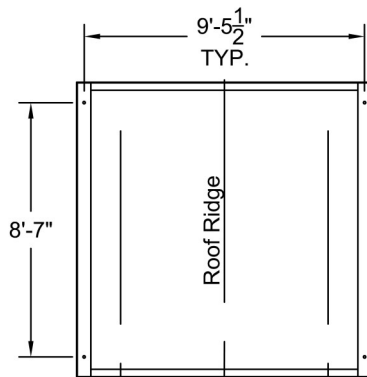
Base Width: 10'-0"  
Steeple Height: 47'-0"  
Weight: 2955 lbs  
Three Piece Steeple Unit

### Available Options


- 3' or 4' Aluminum Cross
- 8" Ball
- Lightning Protection
- Krinklglass Windows

ALL STEEPLES MUST BE MOUNTED ON A COMPLETED WATERPROOF ROOF SYSTEM AS LONG-TERM INSURANCE AGAINST LEAKAGE.

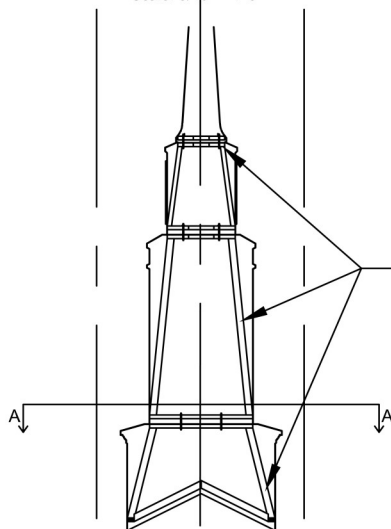
Note: Steeple Tip will be reduced by approx. 14" when Adding Optional Cross



Plan View A-A  
Scale: 3/16" = 1'-0"

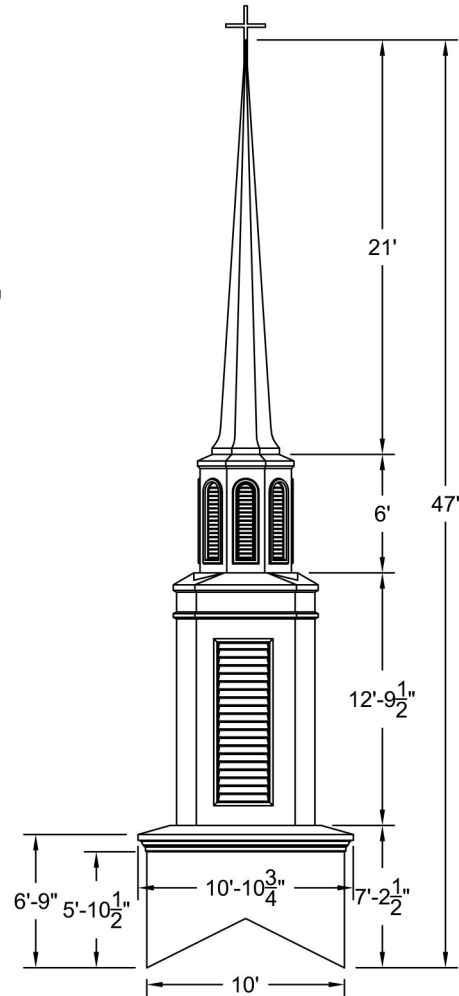


3D-View



Interior Support Detail  
Scale: 3/16" = 1'-0"

2x6 INTERIOR  
STRUCTURE WITH  
HEAVY LAMINATED  
BONDED TO FRP  
EXTERIOR



ELEVATION  
Scale: 1/8" = 1'-0"

Drawings are property of Fiberglass Unlimited, Inc.

Dimensions may change slightly to accommodate manufacturing.

**800-736-3113    info@churchoutlet.com**