

ChurchOutlet.com

Cupola Model 1109-H


Cupola Data

Base Width: 10'
Steeple Height: 22'-9"
Weight: 2150 lbs
Three Piece Cupola Unit

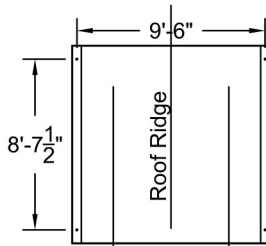
Available Options

- 24" Weathervane

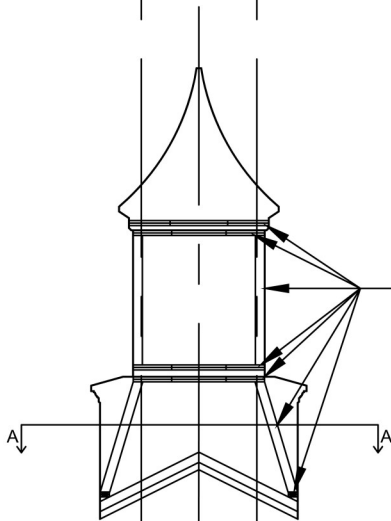
ALL CUPOLAS MUST BE
MOUNTED ON A
COMPLETED
WATERPROOF ROOF
SYSTEM AS LONG-TERM
INSURANCE AGAINST
LEAKAGE.



3D-View

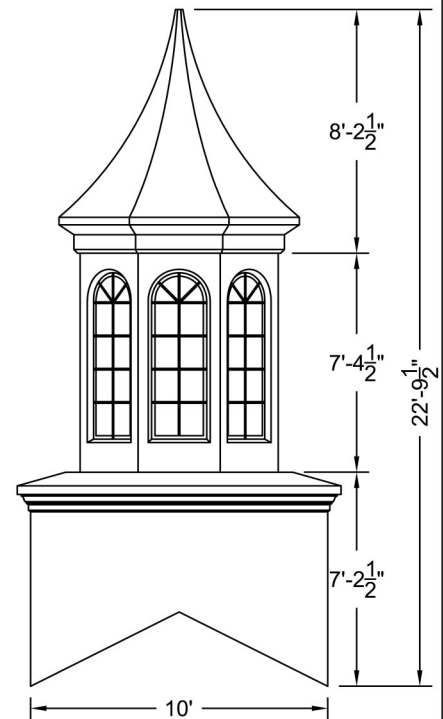


Plan View A-A
Scale: 1/8" = 1'-0"



Interior Support Detail
Scale: 1/8" = 1'-0"

DOUBLE 2x6 INTERIOR
STRUCTURE WITH
HEAVY LAMINATED
BONDED TO FRP
EXTERIOR



ELEVATION
Scale: 3/16" = 1'-0"

Drawings are property of Fiberglass Unlimited, Inc.

Dimensions may change slightly to accommodate manufacturing.

800-736-3113 info@churchoutlet.com