

ChurchOutlet.com

Model 175

Steeple Data

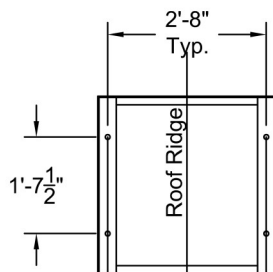
Base Width: 3'-0"
Steeple Height: 21'-3"
Weight: 350 lbs
One Piece Steeple Unit

Available Options

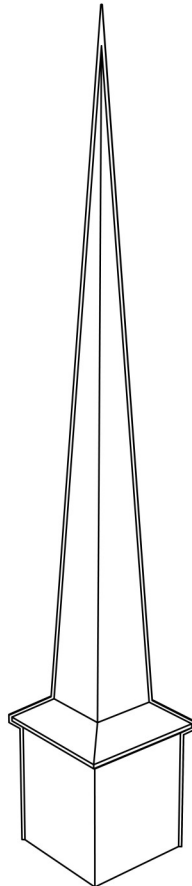
- 2' or 3' Aluminum Cross
- 8" Ball
- Lightning Protection

ALL STEEPLES MUST BE MOUNTED ON A COMPLETED WATERPROOF ROOF SYSTEM AS LONG-TERM INSURANCE AGAINST LEAKAGE.

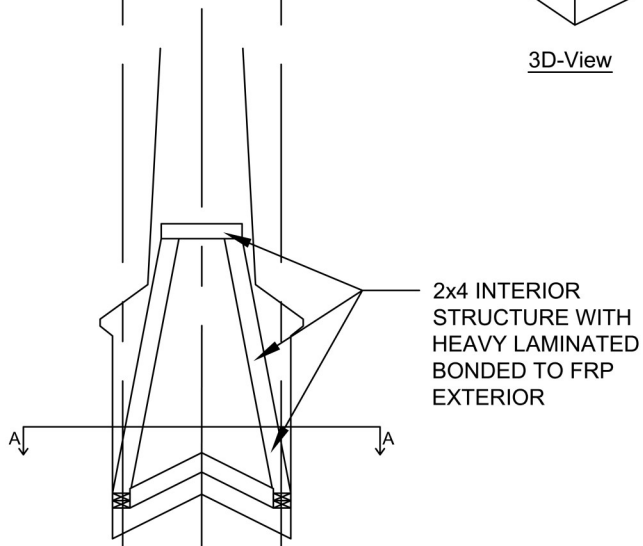
Note: Steeple Tip will be reduced by approx. 14" when Adding Optional Cross



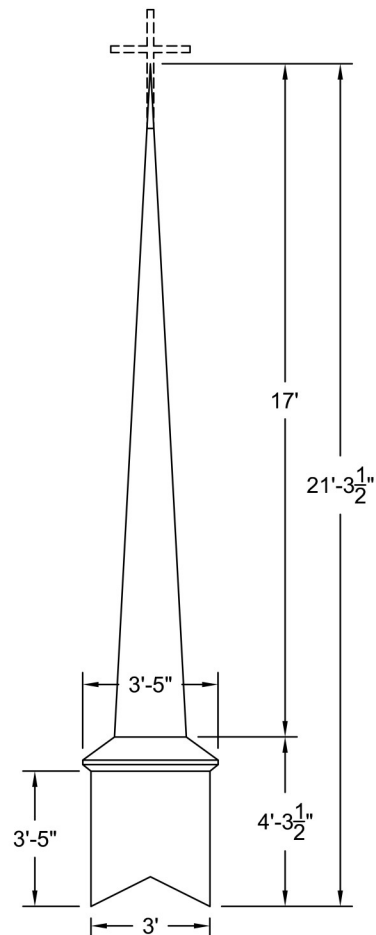
Plan View A-A
Scale: 3/8" = 1'-0"



3D-View



Interior Support Detail
Scale: 3/8" = 1'-0"



ELEVATION
Scale: 1/4" = 1'-0"

Drawings are property of Fiberglass Unlimited, Inc.

Dimensions may change slightly to accommodate manufacturing.

800-736-3113 info@churchoutlet.com