

ChurchOutlet.com

Model C110

Steeple Data

Base Width: 2'-8"
Steeple Height: 9'-5"
Weight: 150 lbs
One Piece Steeple Unit

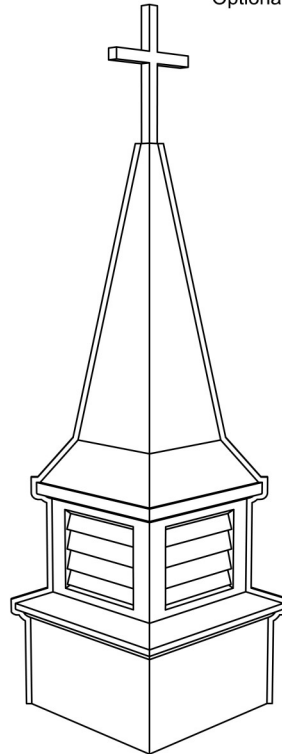
Available Options

- 2' or 3' Aluminum Cross
- Lightning Protection

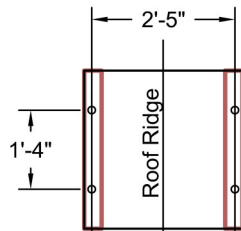
ALL STEEPLES MUST BE MOUNTED ON A COMPLETED WATERPROOF ROOF SYSTEM AS LONG-TERM INSURANCE AGAINST LEAKAGE.

Note: Steeple Tip will be reduced by approx. 14" when Adding Optional Cross

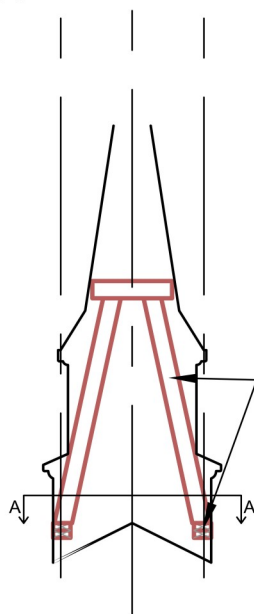
Optional Cross



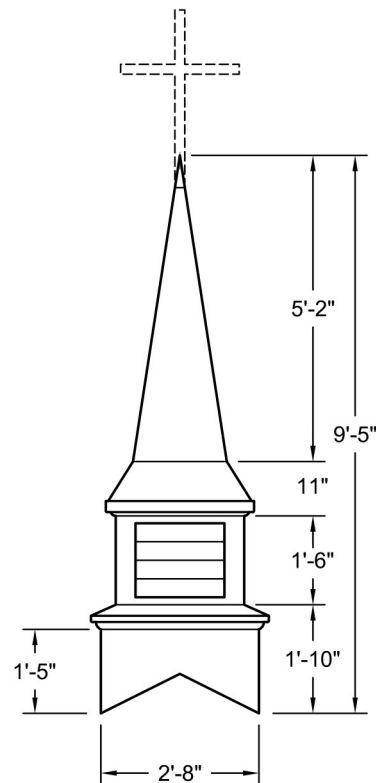
3D-View



Plan View A-A
Scale: 3/8" = 1'-0"



Interior Support Detail
Scale: 3/8" = 1'-0"



ELEVATION
Scale: 3/8" = 1'-0"

Drawings are property of Fiberglass Unlimited, Inc.

Dimensions may change slightly to accommodate manufacturing.

800-736-3113 info@churchoutlet.com